Used Fuel Disposition Campaign

Sorption Capacity in Clay Minerals for UFD Applications

Ed Matteo

Nuclear Waste Disposal Research and Analysis

enmatte@sandia.gov

UFD Working Group Meeting

Las Vegas, NV

June 2014

Sandia National Laboratories is a multi program laboratory managed and operated by Sandia Corporation, a wholly owned subsidiary of Lockheed Martin Corporation, for the U.S. Department of Energy's National Nuclear Security Administration under contract DE-AC04-94AL85000.
SAND Number: 2014-4732C

Used Fuel Disposition Campaign

Sorption Capacity in Clay Minerals for UFD Applications

Our Team:

Andrew W. Miller[1, 2], Jessica Kruichak[1], Melissa Mills[1], and Yifeng Wang[1]

[1] Sandia National Laboratories, Nuclear Waste Disposal Research and Analysis, P.O. Box 5800, Albuquerque, NM 87185-0779, USA

[2] Emporia State University, Dept. of Chemistry, Emporia, KS 6680, USA

Sandia National Laboratories is a multi program laboratory managed and operated by Sandia Corporation, a wholly owned subsidiary of Lockheed Martin Corporation, for the U.S. Department of Energy's National Nuclear Security Administration under contract DE-AC04-94AL85000. SAND #:

PART 1: Iodide sorption behavior

Clay mineralogy

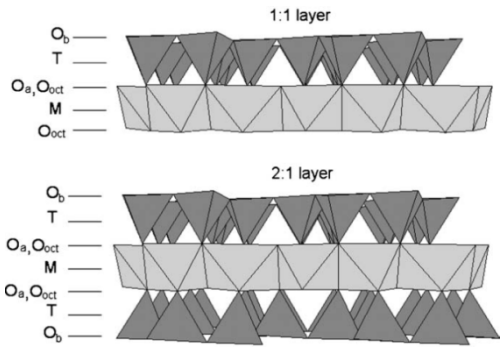

***Handbook of Clay Science**, Eds.: Bergaya, F., Theng, B.K.G., Lagaly, G.; Elsevier, 2006.*

Potential reasons for anion interactions

1. *Interactions?… what interaction?*
2. *Iodine redox -> oxyanions*
3. *Clays impurities*
4. *Nano-environments*

Experimental conditions/results



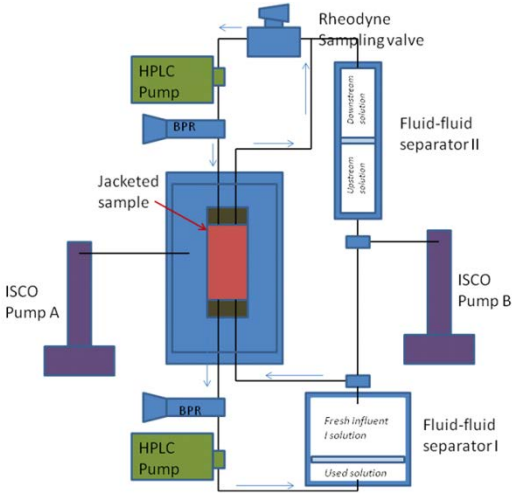

Is Iodide interacting with negatively charged interlayers?

Q: Who cares?

A: Performance Assessment

Altmann, 2008

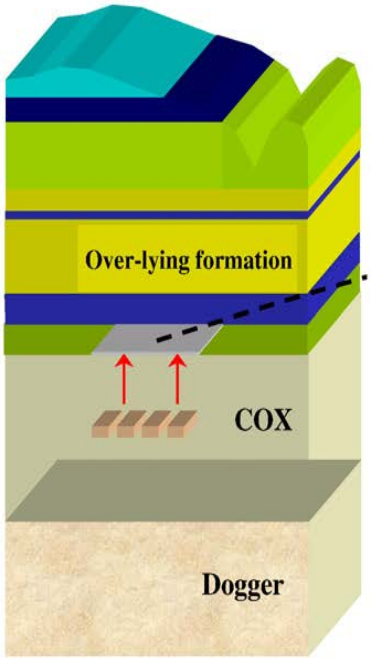

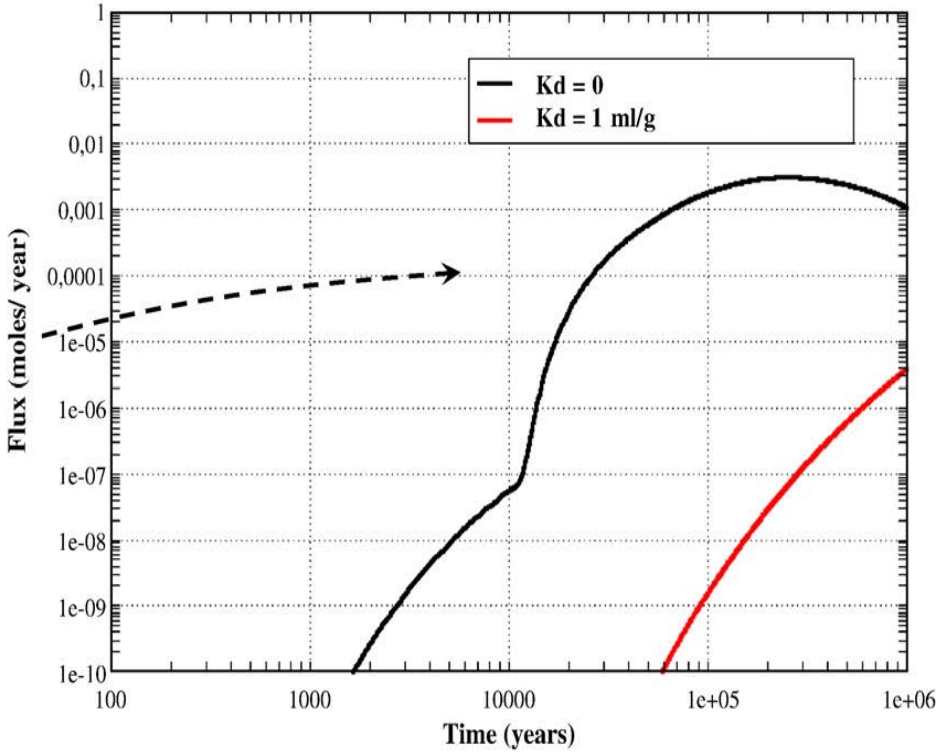

Reported K_D values for Iodide vary widely

Clay Mineral	Column K_D Value (mL/g)	Batch K_D Value (mL/g)	Ref.
Opalinus (Illite)	0.008-0.02		Van Loon et al., 2003
Montmorillonite	0.57		Sato et al., 1992
Callovo-Oxfordian (Interstratified illite/smectite)		0.15-0.37	Bazer-Bachi et al., 2006
Illite		27.7	Kaplan et al., 2000
Montmorillonite		-0.33	Kaplan et al., 2000

Anion Exclusion in Clays

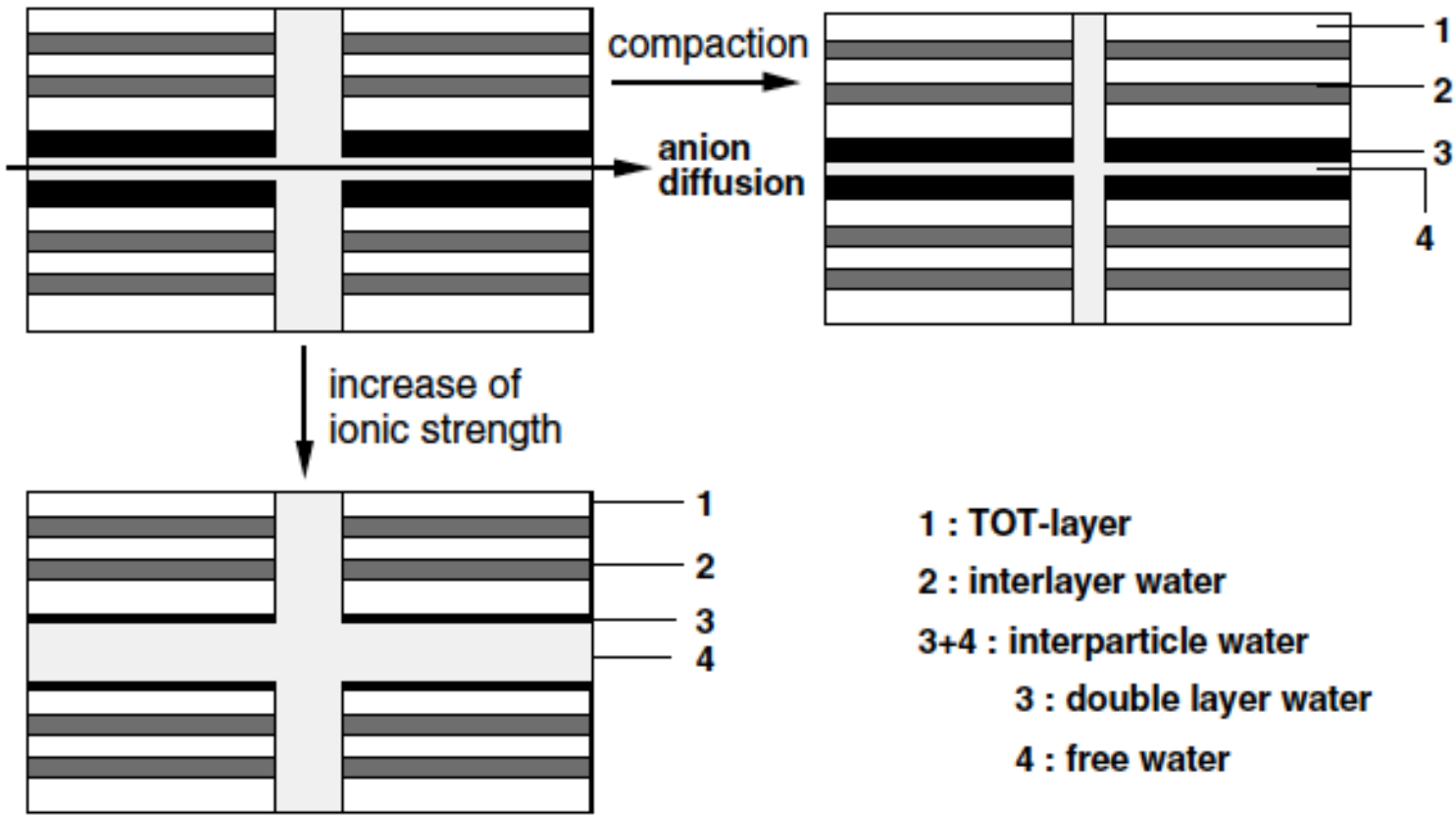

L.R. Van Loon et al. / Applied Geochemistry 22 (2007) 2536–2552

Several types of batch sorption experiments were completed to characterize the clay surface environment

7 clays under consideration:

All clays obtained from the clay bank repository (Purdue Univ.)

- *Kaolinite*
- *Ripidolite*
- *Illite*
- *Illite/Smectite*
- *Montmorillonite*
- *Palygorskite*
- *Sepiolite*



Sorption experiments:

- ***N_2 BET***
- ***Methylene Blue (MB)***
  - *Na-exchanged clays*
  - *Variable amounts of MB were added until clay surface was saturated*
- ***$BaCl_2$ Exchange***
  - *Excess of barium displaces native cations*
  - *Measure native cation release*
- ***Iodide***
  - *Solid:Liquid ratio: 100g/L*
  - *No specific pH control; 'natural' pH of clay*
  - *Seven day reaction time*

Concentration (M)	NaCl	NaBr	KCl
1.0	X		
0.1	X	X	X
0.01	X		

Data is consistent with ion pair formation caused by surface induced changes to water structure.

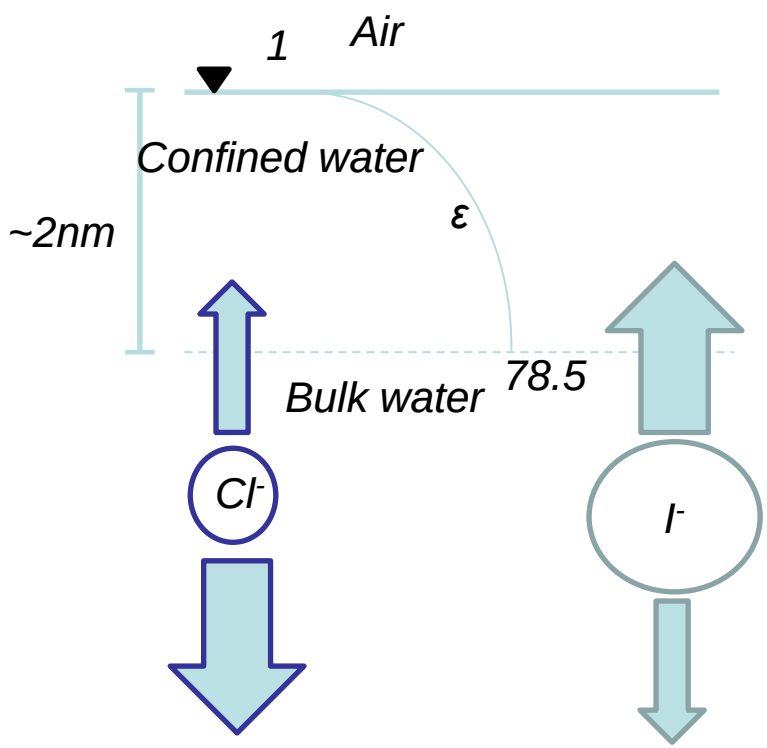

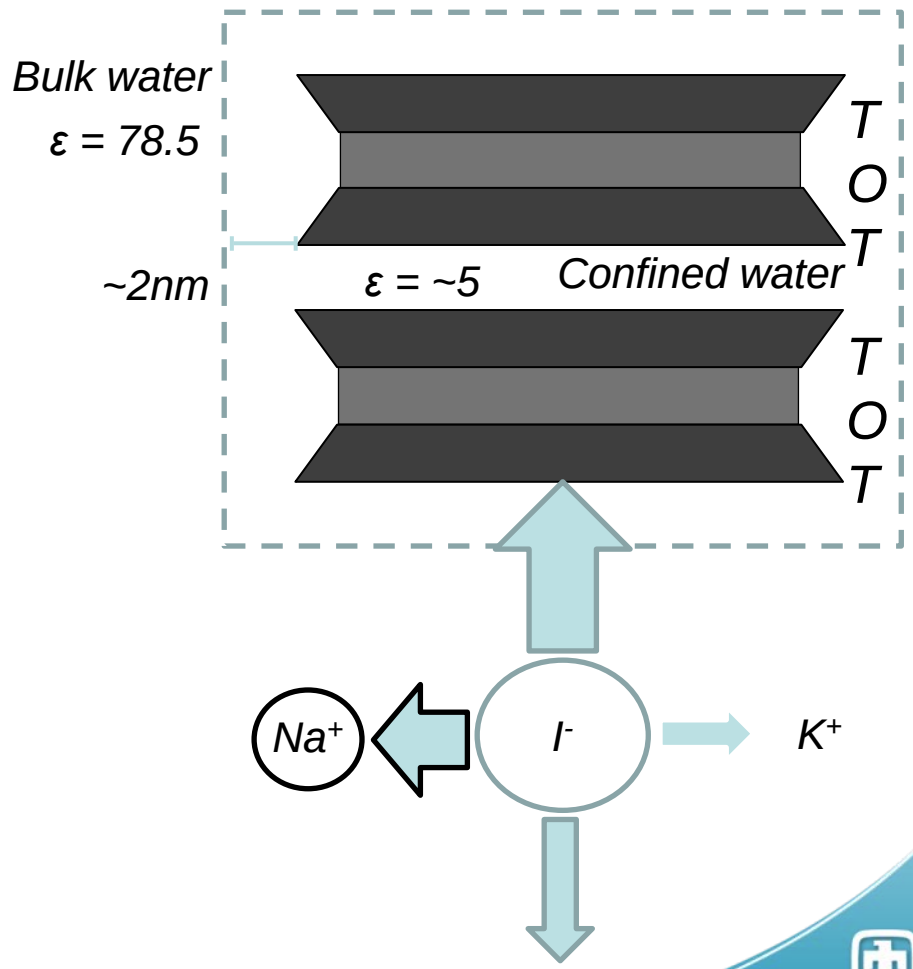

Diffusion studies are underway completed in a constant pressure system.

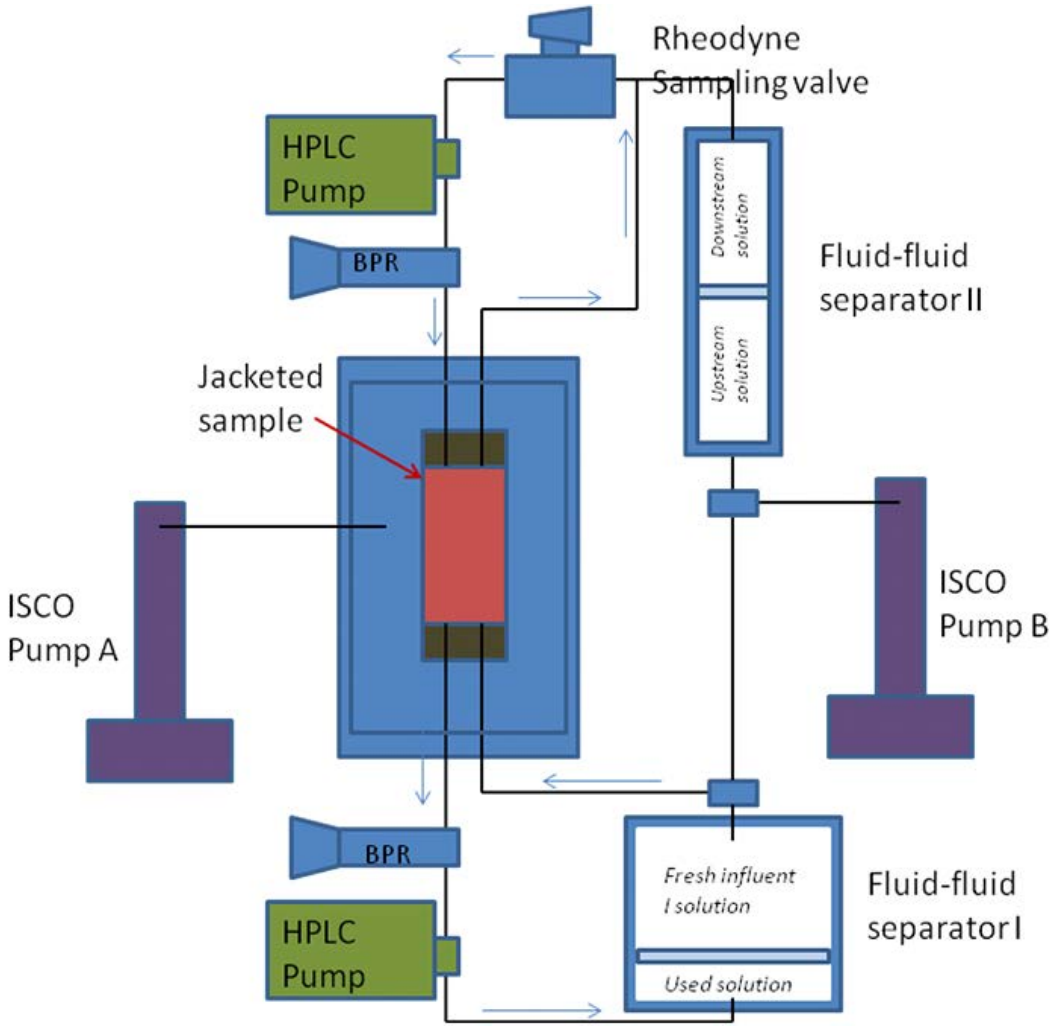

Schematic courtesy of Tom Dewers

Sampling Rate is Critical

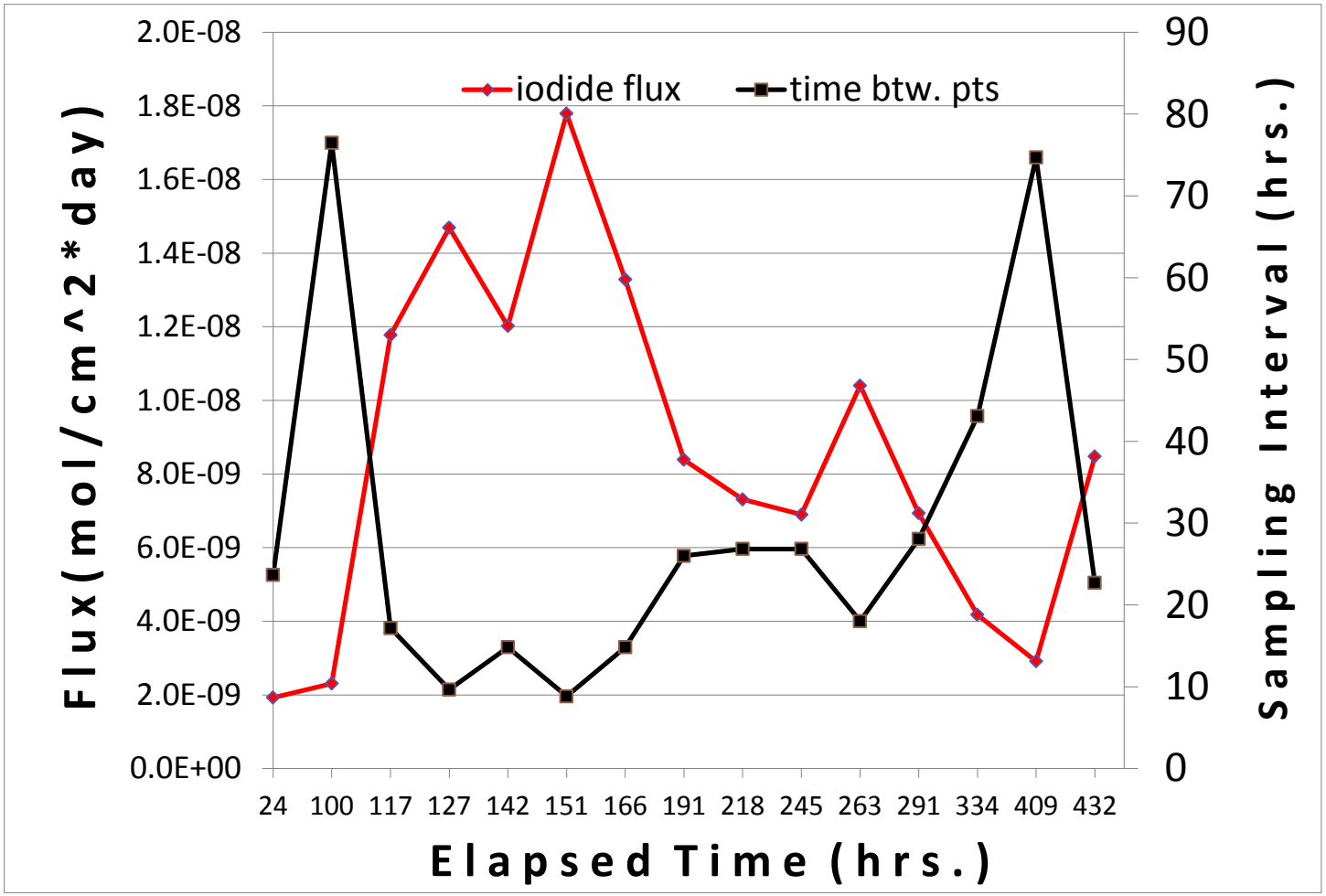

-changing concentration gradient due sampling rate?

-Clogging?

Part 2 -- Thermal Effects – Heated Clay Experiments

- **Materials**
  - Illite, Illite-Smectite, Smectite, Palygorskite
- **Methods**
  - Heat clays for 1 hr., at ambient pressure in air
  - External surface area via BET (N_2 adsorption)
  - CEC via $BaCl_2$ exchange

Results I -- Mass Loss on Heating

Clay morphology matters

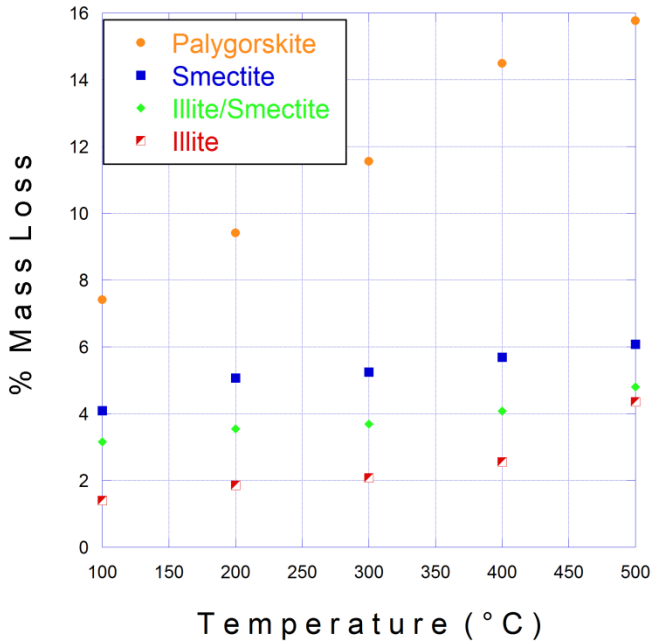

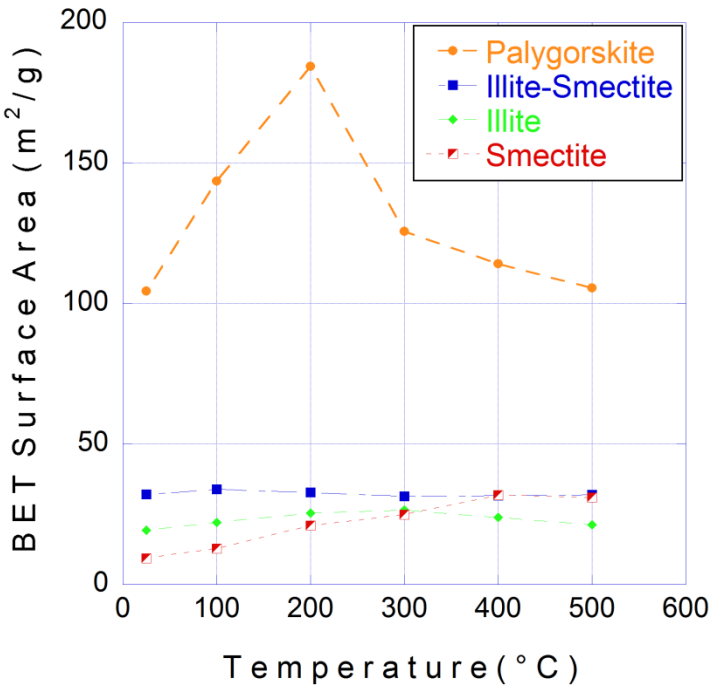

Used Fuel Disposition

Results II – Pore Size Distributions

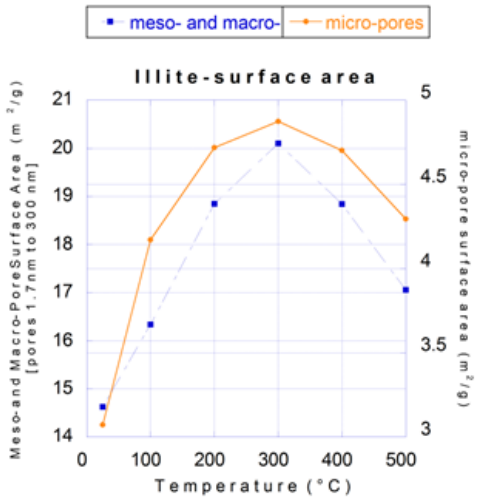

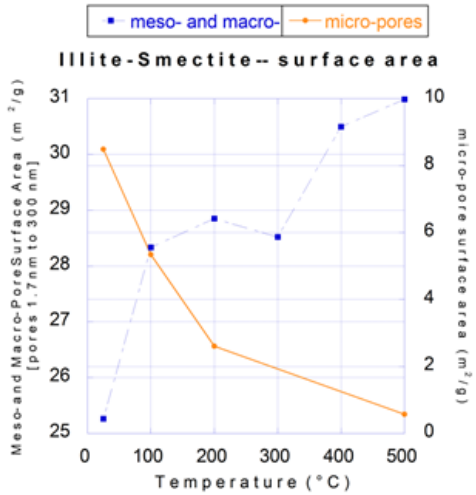

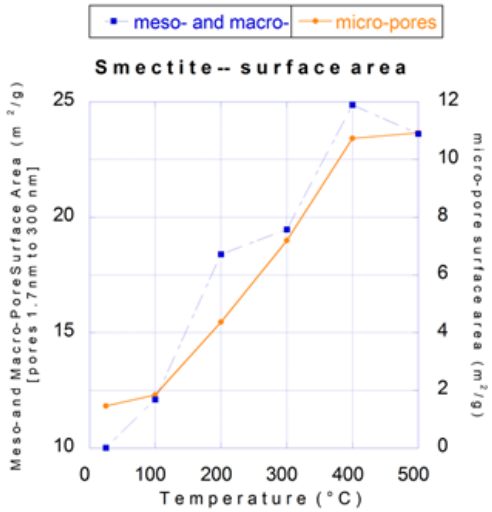

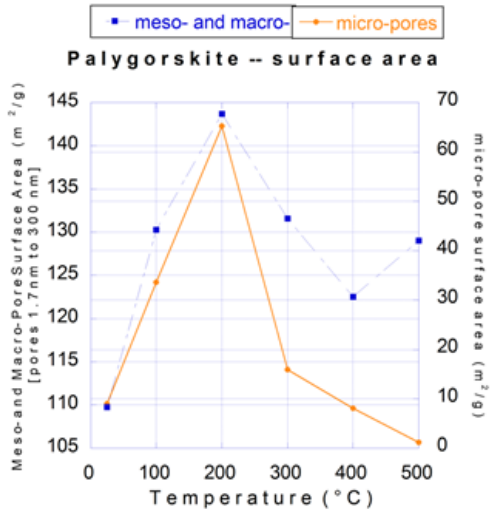

Sandia National Laboratories

Used Fuel Disposition

Results III – CEC / SA vs. Temperature

Again, morphology matters

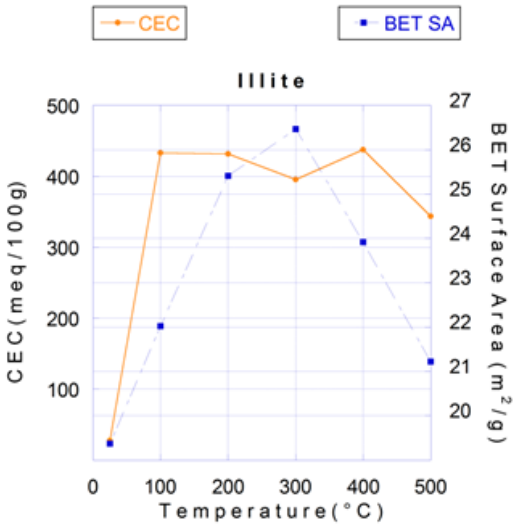

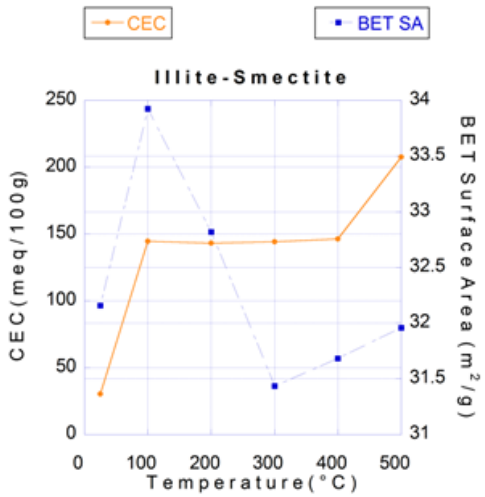

Illite
– 20X increase in CEC 100C

Illite-Smectite
– 10X increase in CEC 100C

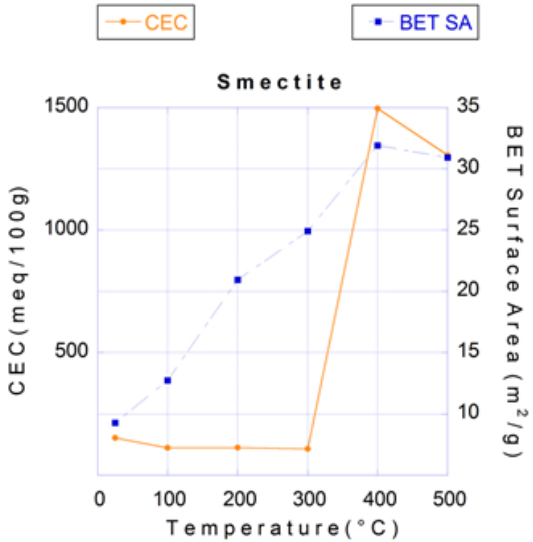

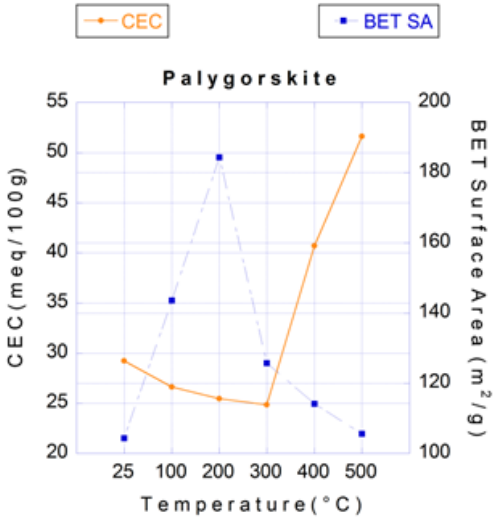

Sandia National Laboratories

Conclusions and Next Steps

Part 2. Thermal Treatments and CEC

- **Thermal treatments show significant effects on CEC for all four clays studied.**
- **Illite and Illite-Smectite, 20-fold and 10-fold increases at 100C, respectively.**
- **For montmorillonite, the significant increase in CEC at 400 °C is perhaps of only of marginal importance.**
- **Next, investigate heating duration, water content/humidity, and effect on compaction and swelling.**

Back-Up Slides

Surface area was separated between total, interior, and exterior surface areas.

	MB CEC (meq/100 g)	$BaCl_2$ CEC (meq/100 g)	BET S.A. (m^2/g)	MB S.A. (m^2/g)	Internal S.A. (m^2/g)
Kaolinite	1.50	4.61	11.31	11.76	0.45
Ripidolite	3.00	6.03	8.02	23.49	15.47
Illite	14.98	27.61	31.46	117.21	85.76
Illite.Smectite	24.69	30.39	29.82	193.23	163.41
Montmorillonite	109.53	151.92	28.29	857.17	828.88
Sepiolite	17.41	8.98	201.43	136.27	-65.16
Palygorskite	39.96	29.22	141.52	625.45	483.93

Iodide uptake is dependent on ionic composition of swamping electrolyte.

		CEC meq/100g	K_D [mL/g] (Std. Dev.)		
			NaCl	NaBr	KCl
Layered	Kaolinite	4.61	1.61 (0.28)	0.02 (0.63)	-0.01 (0.22)
	Ripidolite	6.03	1.13 (0.38)	-0.16 (0.72)	-0.31 (0.17)
	Illite	27.61	0.54 (0.12)	0.13 (0.002)	-0.50 (0.24)
	Illite.Smectite	30.39	0.38 (0.08)	-0.01 (0.11)	-0.49 (0.11)
	Montmorillonite	151.92	-0.32 (0.35)	-0.58 (0.07)	-1.69 (0.90)
Fibrous	Sepiolite	8.98	0.01 (0.28)	0.79 (0.14)	0.11 (0.30)
	Palygorskite	29.22	0.24 (0.30)	1.26 (0.05)	0.99 (0.17)

All electrolytes at 0.1M

Iodide uptake is dependent on ionic composition of swamping electrolyte.

		CEC meq/100g	K_D [mL/g] (Std. Dev.)		
			$CaCl_2$	$CaBr_2$	$MgCl_2$
Layered	Kaolinite	4.61	0.34 (0.35)	-0.34 (0.28)	0.09 (0.43)
	Ripidolite	6.03	0.16 (0.33)	-0.05 (0.01)	0.22 (0.66)
	Illite	27.61	1.02 (0.22)	-0.48 (0.32)	0.37 (0.01)
	Illite.Smectite	30.39	0.87 (0.16)	-0.30 (0.09)	0.90 (0.34)
	Montmorillonite	151.92	0.56 (0.18)	-2.16 (0.53)	-1.70 (0.47)
Fibrous	Sepiolite	8.98	-0.43 (0.12)	0.52 (0.25)	-0.35 (0.37)
	Palygorskite	29.22	0.41 (0.78)	0.80 (0.41)	0.48 (0.10)

All electrolytes at 0.05M
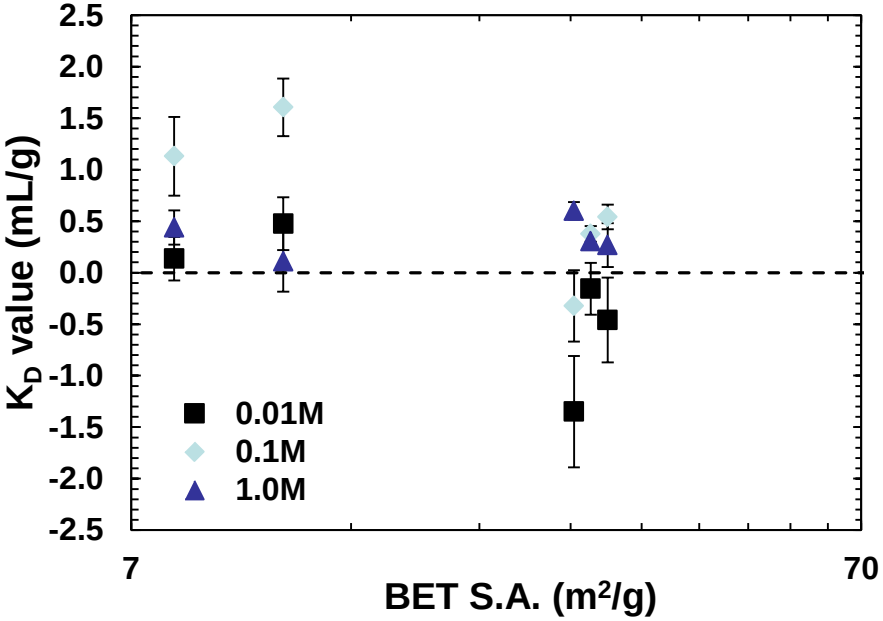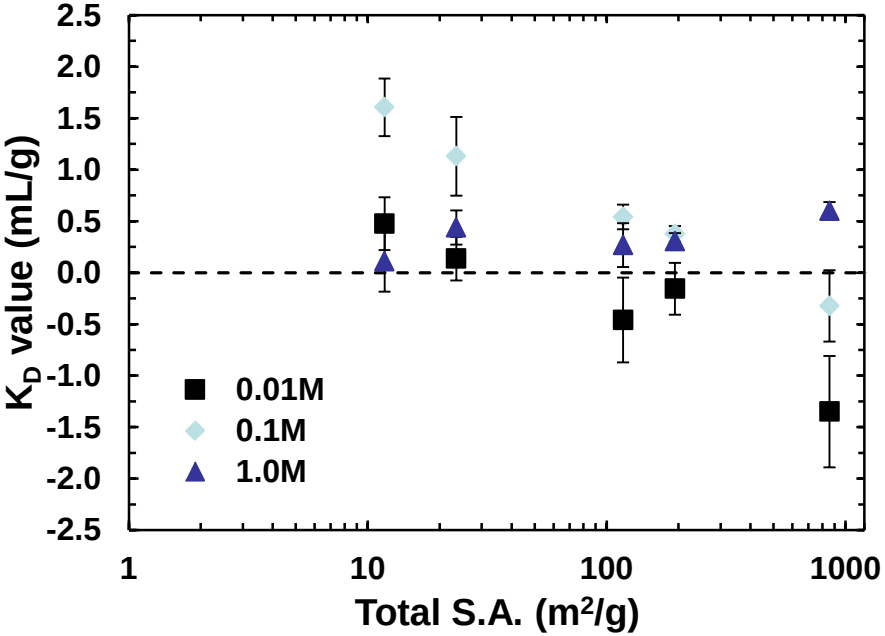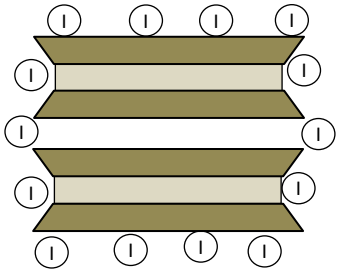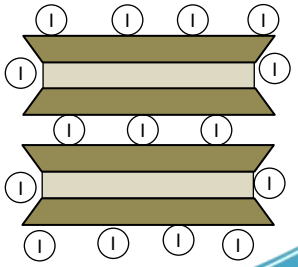
K_D values trend with total surface area, suggesting interactions with negatively charged surfaces.